

Well, it s all right, riding around in the breeze
 Well, it s all right, if you live the life you please
 Well, it s all right, doing the best you can
 Well, it s all right, as long as you lend a hand

You can sit around and wait for the phone to ring
 Waiting for someone to tell you everything
 Sit around and wonder what tomorrow will bring
 Maybe a diamond ring

Well, it s all right, even if they say you re wrong
 Well, it s all right, sometimes you gotta be strong
 Well, it s all right, as long as you got somewhere to lay
 Well, it s all right, everyday is judgment day

Maybe somewhere down the road aways
 You'll think of me, and wonder where I am these days
 Maybe somewhere down the road when somebody plays
 Purple haze

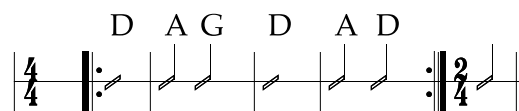
Well, it s all right, even when push comes to shove
 Well, it s all right, if you got someone to love
 Well, it s all right, everything ll work out fine
 Well, it s all right, were going to the end of the line

Don't have to be ashamed of the car I drive
 I m just glad to be here, happy to be alive
 It don't matter if you re by my side
 I'm satisfied

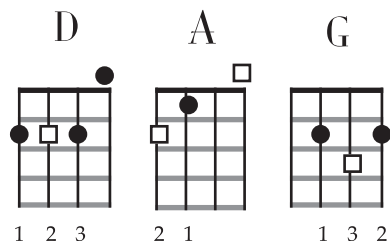
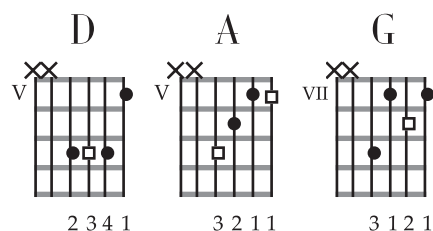
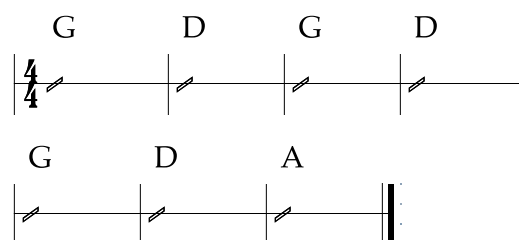
End of the Line

Traveling Wilburys

Chorus



Verse



End of the Line

Traveling Wilburys

Well, it's all right, even if you're old and grey
 Well, it's all right, you still got something to say
 Well, it's all right, remember to live and let live
 Well, it's all right, the best you can do is forgive

Well, it's all right, riding around in the breeze
 Well, it's all right, if you live the life you please
 Well, it's all right, even if the sun don't shine
 Well, it's all right, were going to the end of the line

Chord progression for "End of the Line":

G D G A D G A G A D

Fingerings for guitar:

- G: 7-7-7-7, 8-8-8-8
- D: 7-7-2-2, 8-8-3-3
- G: 7-7-7-7, 8-8-8-8
- A D: 7-7-9-10, 8-8-10-10
- G: 7-7-7-7, 8-8-8-8
- A G A: 7-7-9-10, 8-10-12, 12-14
- D: 14, 15, 14

Fingerings for voices:

- T: 7-7-7-7, 8-8-8-8
- A: 7-7-2-2, 8-8-3-3
- B: 0, 0-0, 0, 12, 0, 7-7-9-12, 12-14, 14

Chord diagrams for D major, A major, and G major, showing fingerings for VII, IX, and XII frets.

D major

- VII: F#1, C#2, G#3, A4, E5
- IX: F#1, C#2, G#3, A4, E5
- XII: F#1, C#2, G#3, A4, E5

A major

- VII: E1, B2, C#3, F#4, A5
- IX: E1, B2, C#3, F#4, A5
- XII: E1, B2, C#3, F#4, A5

G major

- VII: D1, F#2, G#3, B4, D5
- IX: D1, F#2, G#3, B4, D5
- XII: D1, F#2, G#3, B4, D5

