

Photograph

Ed Sheeran
X (2014)
Capo IV

Loving can hurt
Loving can hurt sometimes,
but it's the only thing that I know

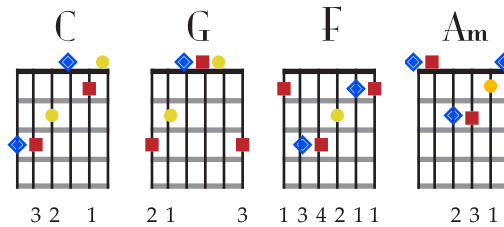
When it gets hard,
you know it can get hard sometimes
It is the only thing that makes us feel alive

We keep this love in a photograph
We made these memories for ourselves
where our eyes are never closing
our hearts are never broken
and time's forever frozen still

So you can keep me inside the pocket of your ripped jeans
holding me close until our eyes meet
you won't ever be alone
Wait for me to come home

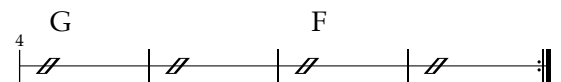
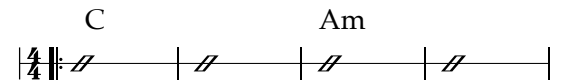
Loving can heal
Loving can mend your soul
And it's the only thing that I know

I swear it will get easier
remember that with every piece of you
And it's the only thing we take with us when we die
We keep this love in a photograph
We made these memories for ourselves
where our eyes are never closing
our hearts were never broken
and time's forever frozen still

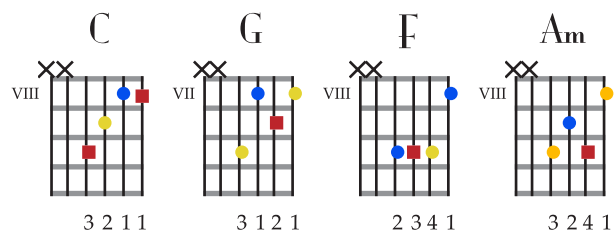
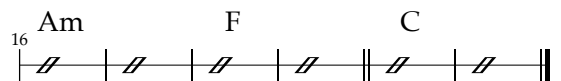
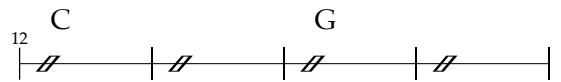
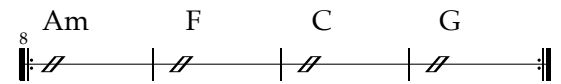


♩ = 120

Verse



Chorus



Photograph

So you can keep me inside the pocket of your ripped jeans
holding me close until our eyes meet
you won't ever be alone
And if you hurt me, that's ok, baby
only words bleed inside these pages
you just hold me and I won't ever let you go
Wait for me to come home
Wait for me to come home
Wait for me to come home
Wait for me to come home



Or you can fit me inside the necklace you got when you were sixteen
next to your heart beat where I should be
keep it deep within your soul

And if you hurt me, well that's ok, baby
only words bleed inside these pages you just hold me
and I won't ever let you go

And when I'm away I will remember how you kissed me
under the lamppost back on sixth Street
hearing you whisper through the phone
Wait for me to come home

Intro

The musical notation for the guitar intro is presented in a 4/4 time signature. The top staff shows the melody with a series of eighth notes and quarter notes, starting with a pickup. The bottom staff shows the guitar fretboard with fingerings for the Treble (T), Acoustic (A), and Bass (B) strings. The fretting sequence is: T (1-0-1), A (0), B (3) for the first measure; T (1-0-1), A (0), B (3-2) for the second; T (1-0-1), A (0), B (3-2) for the third; T (1-0-1), A (0), B (3-2) for the fourth; and T (1-0-1), A (0), B (3-2) for the fifth. The piece concludes with a final measure containing a whole note on the T string (1) and a whole note on the B string (1).